



For those who know and  
love a fine-tuned thoroughbred

Datsun 240Z





Datsun 240Z

A true Gran Turismo  
Superb styling, thrilling performance





The race-bred suspension is fully independent on all four wheels giving road-hugging stability on all surfaces. Fat radial tyres add traction. Power assisted brakes, disc-front, drum-rear ensure quick straight stops. The high performance engine is linked to a 5-speed all-synchro gearbox.

Datsun built the 240Z for connoisseur drivers who appreciate a luxuriously appointed high performance sports car.

A car that fulfils your most exacting desire for excellence.

The 240Z looks fast and is. The high-efficiency overhead cam engine supplies 150 smooth horses for 0-60 leaps in under 9 seconds. A safe power margin to roll you along at over 125 mph while delivering up to 25 miles per gallon.

The interior is equipped with all the features of a true Gran Turismo . . . aircraft-style cockpit; fully contoured bucket seats; fully instrumented including tachometer, ammeter, water and oil pressure gauges; face-level flow-through ventilation; heater/demister; electric clock; auto-tune radio with power antenna. Every extra at no extra cost . . . that's the nice part.



Loads of space for even the longest Australian legs. Racing steering wheel and easily accessible controls. Every comfort with full adjustable hi-back bucket seats. Luxuriously upholstered, lavish appointments.

Flip-top boot will carry the bulkiest travel gear. Easy access to spare tyre under the fully carpeted floor. Counterbalanced tail-gate.

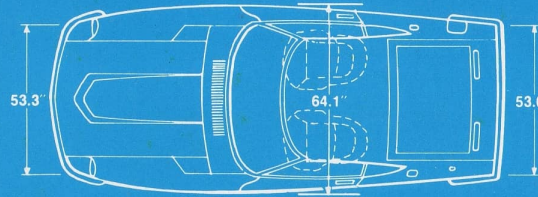


Datsun 240Z




**Optimum Weight Distribution**

52.4% on the front, 47.6% on the back. Maximum traction, manoeuvrability.



**Sure-Footed — Roomy**

Wide front and rear tracks for stability. Big, wide cockpit for comfort.



**Sensible Dimensions**

Perfect length for great ride. Plenty of head room, low silhouette. Easy parking, 31.5' turning circle.

**DIMENSIONS**

Overall length 162.8 ins.  
 Overall width 64.1 ins.  
 Overall height 50.6 ins.  
 Wheelbase 90.7 ins.  
 Track, front 53.3 ins.  
 Track, rear 53.0 ins.  
 Ground clearance 6.5 ins.  
 Weight 2260.00 lbs.  
 Turning circle 31.4 ft.  
 Fuel tank capacity 13.2 gals.

**ENGINE**

Six cylinder: Single overhead camshaft  
 Bore x stroke: 83 x 73.7 mm (3.26 x 2.90 ins.)

Displacement: 2393 cc (146 cu. ins.)  
 Horsepower: 151 at 5,600 rpm (SAE)  
 Maximum torque: 145.7 ft.-lbs. at 4,400 rpm  
 Seven main bearing crankshaft  
 Compression ratio: 9.0 to 1

**TRANSMISSION**

*Manual:* Five forward speeds and one reverse; all synchromesh gearbox with floor change mounted in sports console. Single dry disc clutch with diaphragm spring; diameter 225 mm (8.85 ins.)

*Ratios:* 1st, 2.957 : 1; 2nd, 1.858 : 1; 3rd, 1.311 : 1; 4th, 1 : 1; 5th, 0.852 : 1; Reverse 2.922 : 1. Final drive ratio 3.90 : 1.

**SUSPENSION**

*Front:* Independent by McPherson coil springs with telescopic damper struts and lower trailing links with compression rod, anti-roll bar.

*Rear:* By McPherson coil springs, telescopic damper struts, lower trailing links.


**STEERING**

Rack and pinion.  
 Gear ratio: 17.8 : 1.  
 Three-spoked, wood rimmed steering wheel.

**BRAKES**

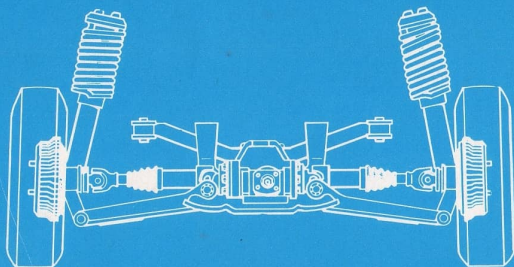
Hydraulic service brakes with power assist tandem master cylinder. Discs at front; leading and trailing shoes at rear. Front disc diameter, 271 mm (10.7 ins.); rear drum, aluminium fin, diameter 228.6 mm (9.0 ins.). Parking brake is mechanically operated on rear wheels only.

Engineered for Safety, Reliability, Performance and Comfort



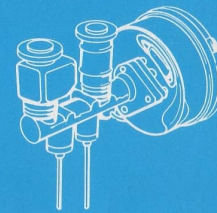
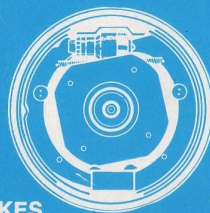
#### **Strut-Type Fully Independent Rear Suspension**

Rugged deep coil rear suspension plants wheels firm and square. Long struts and shocks ride sure and easy.



#### **Independent Front Suspension**

Long struts with deep coil springs absorb road shock. Anti-roll bar and compression link smooth and steady ride.



#### **BRAKES**

Hydraulic service brakes with power assist tandem master cylinder. Discs at front; leading and trailing shoes at rear. Front disc diameter, 271 mm (10.7 ins.); rear drum, aluminium fin, diameter 228.6 mm (9.0 ins.). Parking brake is mechanically operated on rear wheels only.

#### **WHEELS AND TYRES**

Steel disc wheels. Tyre size: 165 HR x 14 radials.

#### **FUEL SYSTEM**

"Hitachi" variable venturi, side-draft type carburetors. Mechanical type diaphragm fuel pump. Paper element type air cleaner. Manual choke control.

#### **ELECTRICAL SYSTEM**

12-volt with alternator and magnetic shift starter motor.

#### **COOLING SYSTEM**

Pressurised radiator, belt-driven fan and centrifugal water pump with thermostat.

#### **INSTRUMENTS**

Speedometer with trip recorder. Tachometer. Fuel gauge. Water temperature gauge. Oil pressure gauge. Ammeter. Turn signal warning light. Main beam warning light. Parking brake warning light.

#### **STANDARD EQUIPMENT**

Radio with automatic tuning and power aerial. Three-speed heater/demister. Wall-to-wall carpet in cabin and boot. Two-

speed windscreen wipers. Reversing lights. Lap-sash seat belts. Cigarette lighter and ash-tray. Interior bonnet lock.

Flo-thru ventilation system with side directional nozzles. Front, rear and side turn indicator lights.

Contoured, adjustable bucket seats incorporating headrest restraints. Deluxe magnesium sports wheel covers. Lockable fuel tank. Windscreen washers.

Steering lock. Bumper bar over-riders. Footrest. Coathanger. Padded arm rests. Clock. Interior, glove-box and map reading lights.

#### **SAFETY EQUIPMENT**

The following safety features are standard on the 240Z:

Collapsible steering column. Non-glare instruments, windscreen wipers, mirror stays. Padded sun visors. Fresh air ventilation. Heater/demister. Large rear tail-light assembly with back-up lights. Impact absorbing body sections. Padded facia panel with soft switches and control knobs. Break-away type anti-dazzle rear vision mirror. Anti-burst door locks with recessed inside and outside door handles. Seat belts. Laminated windscreen safety glass. Rigidly anchored seats. Front power assist disc brakes.